




Exteriors and Floor Plans




PERFECT STORM



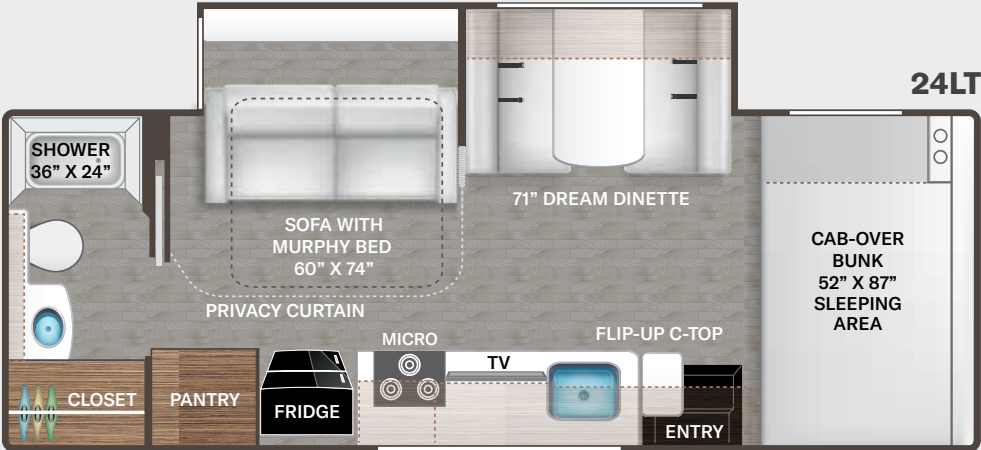
SUMMER BREEZE



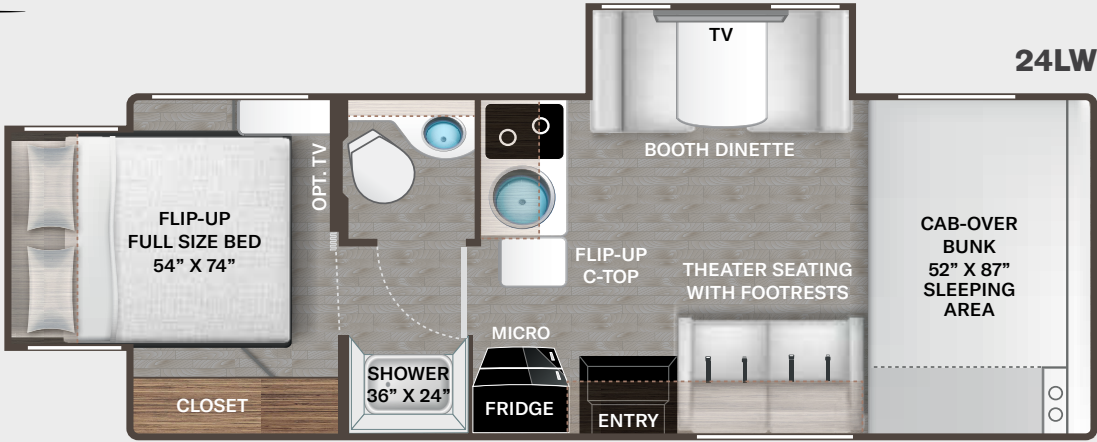
THUNDER GREY PARTIAL PAINT



WINDY CITY PARTIAL PAINT



24LT



24LW

Interiors



COASTLINE GREY

OPTIONAL MALIBU COLLECTION



WEATHERED CHERRY



CALIFORNIA WHITE



FLOORING

CHATEAU[®]
SPRINTER

Use your phone's camera to find out more information. Just scan the code!



Sprinter Featured Highlights

CONSTRUCTION & EXTERIOR

- Mercedes-Benz® Sprinter – 3.0L V6 188HP 325 lb-ft Torque
- Mercedes-Benz® Safety Package: Active Braking Assist, Attention Assist, Active Lane Keeping Assist, Wet Wiper System & Distance Regulator Distronic Plus
- Electric Stabilizing System
- One-Piece Fiberglass Front Cap
- Slick Fiberglass Exterior with Graphics Package
- Premium One-piece Crossflex™ Roof
- Welded Tubular Aluminum Roof & Sidewall Cage Construction
- Lighted Rotocast Storage Compartments
- Flush Mount Radius Compartment Doors
- Electric Entry Step with Accent Light Under Step on Separate Switch
- Entry Door with Deadbolt Lock
- Exterior Grab Handle
- Power Patio Awning with Integrated LED Lighting
- Slide out Room Topper Awnings
- Black Framed Windows
- 5,000 Pound Trailer Hitch

AUTOMOTIVE & COCKPIT

- Mercedes-Benz® Multimedia Dash Radio with Bluetooth®, Navigation & SiriusXM®
- Rearview Mirror with Back-up System
- Deluxe Heated/Remote Exterior Mirror
- Emergency Start Switch
- Power Window and Door Locks
- Cruise Control
- Map Light
- Power Adjustable/Heated Swivel Captain’s Chairs with Skirts
- Driver & Passenger Air Bags
- Keyless Entry System
- Stainless Steel Wheel Liners
- Valve Stem Extensions on All Wheels
- Windshield Privacy Curtain
- LED Taillights

INTERIOR

- 84” Interior Ceiling Height
- Hard Vinyl Ceiling
- Ceiling Ducted Air Conditioning System
- Rubber Tread Entry Steps with Step Well Light
- Residential Vinyl Flooring
- Cab-Over Sleeping Area with Cup Holders, and Telescoping Bunk Ladder
- Leatherette Dream Dinette Booth (24LT)
- Single Child Safety Tether in Dinette (24LT)
- Leatherette Sofa with Queen Size Murphy Bed Conversion (24LT)
- Leatherette Dinette Booth with Two (2) Storage Drawers (24LW)
- Leatherette Theater Seating with Footrests (24LW)
- Coastline Grey Cabinetry with Flat Panel Upper Cabinet Doors and Black Nickel Finish Hardware
- Decorative Glass Inserts in Kitchen Overhead Cabinet Doors (N/A with Malibu Collection)
- Pressed Laminate Countertops
- LED Lighting
- Premium Window Privacy Roller Shades
- Full Extension Metal Ball-Bearing Drawer Guides
- Wireless Phone Charger with USB Plug on Dinette Table Top (24LT)
- Wireless Phone Charger with USB Plug in Bedroom (24LW)
- Wall Cubby with Securing Net & USB Charging Port

INTERIOR OPTIONS

- Malibu Collection Interior Décor and 2-toned Cabinet Package with Gold Kitchen Faucets and Hardware
- Cab-Over Bunk Safety Child Net
- 12-volt Attic Fan with Cover in Cab-Over

KITCHEN

- 12-volt Refrigerator with Auto Generator Start
- Recessed 3-Burner Gas Cooktop with Glass Cover (24LT)
- Range Hood with Task Light Above Cooktop (24LT)
- 2-Burner Gas Cooktop with Glass Cover & Electric Start (24LW)
- Protective Cover & Task Lighting Above Cooktop

(24LW)

- Convection Microwave Oven
- Kitchen Countertop LED Accent Lighting
- Pressed Laminate Countertops with Sink Covers
- Large Single Bowl Stainless Steel Under-Mounted Sink with Single Handle Faucet
- Pop-Up Countertop Outlet & Charging Center for Electronics (24LT)
- Flip-Up Countertop Extension (24LW)
- Kitchen Waste Basket
- 12-volt Ceiling Vent in Kitchen with Under Cabinet Switch

BEDROOM & BATHROOM

- Queen Size Murphy Bed (24LT)
- Full Size Bed (24LW)
- Headboard, Bedspread, and Pillow Shams
- Bedroom 12V Outlet for CPAP Machine
- Bedroom USB Power Charging Center for Electronics
- Shower with Curved Anti-Microbial Shower Curtain
- Showermiser® Hot Water Recycling System
- Skylight in Shower
- Robe/Towel Hooks in Bathroom
- Power Bath Vent with Wall Switch
- Foot Flush Toilet
- Stainless Steel Bathroom Sink

BEDROOM & BATHROOM OPTION

- 12-volt Attic Fan with Cover in Bedroom

ENTERTAINMENT

- 32” Smart TV in Living Area on Swing Out (24LT)
- 39” Mid-Ship Smart TV in Living Area (24LW)
- HDMI Video Distribution Box
- Cable TV & CAT6 Video Distribution Ready
- Satellite Mounting Backer in Roof
- Winegard® ConneCT™ 2.0 Wi-Fi / 4G / TV Antenna

ENTERTAINMENT OPTIONS

- 32” TV in Bedroom (24LW)

ELECTRICAL & PLUMBING

- 4.0 kw LP Generator

- 30-amp Shoreline Power Cord
- Automatic Transfer Switch with Power Protection
- Systems Control Center
- Auxiliary House Battery (Group 31)
- 100-watt Solar Charging System with Solar Controller
- Battery Disconnect Switch
- Single Roof Air Conditioner
- Tankless Water Heater
- Black Tank Flush System
- Sewer Hose Storage Area
- 360 Siphon RV Holding Tank Vent Cap
- 1” Fresh Water Tank Drain
- Outside Shower
- Exterior LP Connection

ELECTRICAL & PLUMBING OPTIONS

- Holding Tanks with Heat Pads



P.O. Box 1486, Elkhart, IN 46515
Sales Department: 800.860.5658



Use your phone’s camera to find out more information.
Just scan the code!

Specifications

	24LT	24LW
Chassis	Mercedes-Benz® Sprinter	Mercedes-Benz® Sprinter
Gross Vehicle (GVWR)	11,030	1,030
Gross Combined (GCWR)	15,250	15,250
Wheel Base	170.3"	170.3"
Exterior Length (w/o ladder)	25'-10"	25'-10"
Exterior Height (w/AC)	11'-8"	11'-8"
Exterior Width (w/o mirrors)	90"	90"
Interior Height (living area)	84"	84"
Awning Size	14'	14'
Fuel (gal)	26.4	26.4
LPG (lbs)	40.9	40.9
Fresh/Waste/Gray Water (gal)	30 / 38 / 38	30 / 38 / 38
Water Heater (gal)	Tankless	Tankless
Furnace (BTUs)	30,000	20,000
Exterior Storage Capacity (cu. ft.)	49	39
Hitch Rating (lbs.)	5,000	5,000

For a complete listing of specifications and available features, visit: thormotorcoach.com/chateau-sprinter

CHATEAU® SPRINTER

IMPORTANT—PLEASE READ: This brochure reflects product design, fabrication, material, components and specifications at the date of printing, which date is disclosed below. Please visit us online at ThorMotorCoach.com or consult with your selling dealership for the latest in standards, options, specification and technical information. Photographs in the brochure may depict optional equipment or may only be available in certain floor plans. Components, appliances and the chassis may have been manufactured in a calendar year before the vehicle's designated model year. All capacities are approximate. The actual length of the vehicle may differ from that indicated in the brochure due to variances in the manufacturing processes and/or installed components. All dry weights are based on standard model features and do not include optional features or equipment. Component part and appliance manufacturers issue limited warranties covering portions of the vehicle not covered under the limited warranty we issue.
Copyright Thor Motor Coach, Inc. © MY 04/01/2023